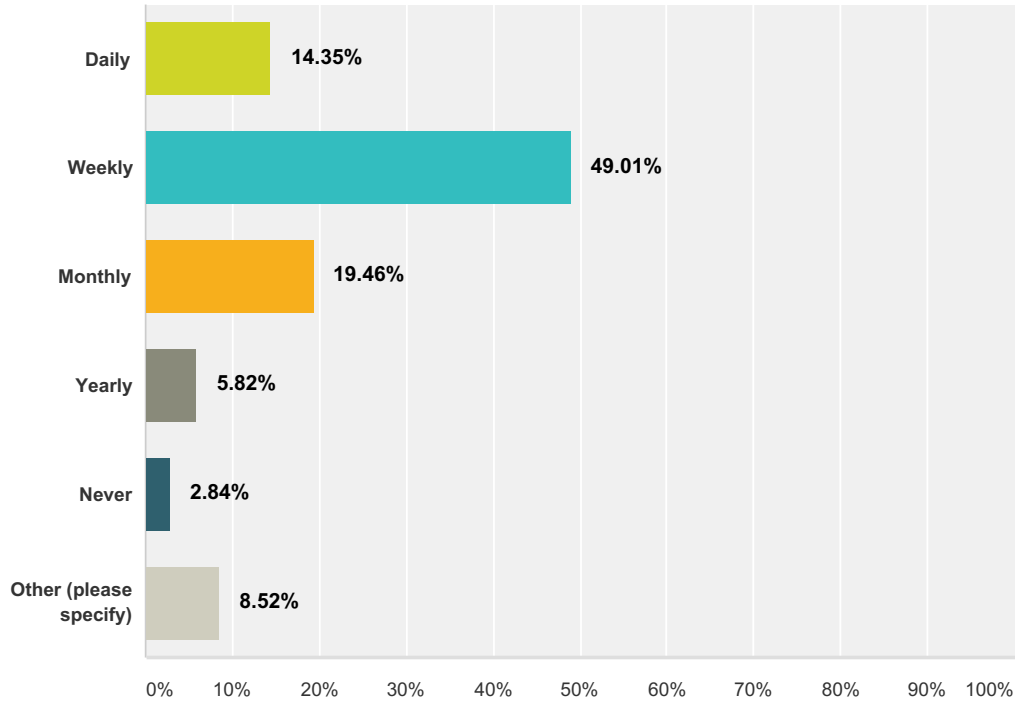


### Q1 How often do you or members of your household visit or utilize any of Greenville’s parks, trails or programs?

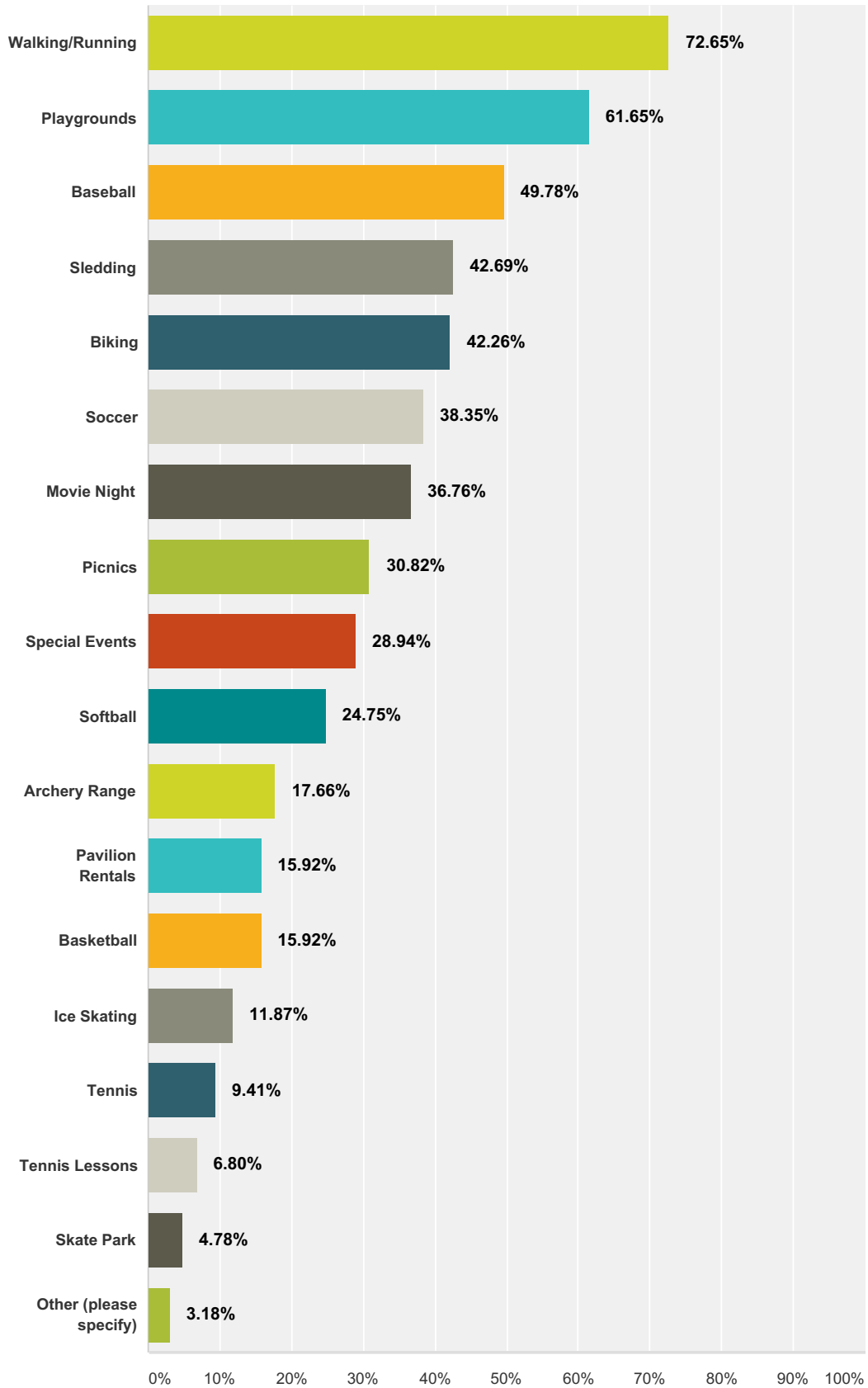
Answered: 704 Skipped: 0



Answer Choices	Responses	Count
Daily	14.35%	101
Weekly	49.01%	345
Monthly	19.46%	137
Yearly	5.82%	41
Never	2.84%	20
Other (please specify)	8.52%	60
<b>Total</b>		<b>704</b>

**Q2 What activities, facilities or programs does your household use the parks/trails for? (Check all that apply)**

Answered: 691 Skipped: 13

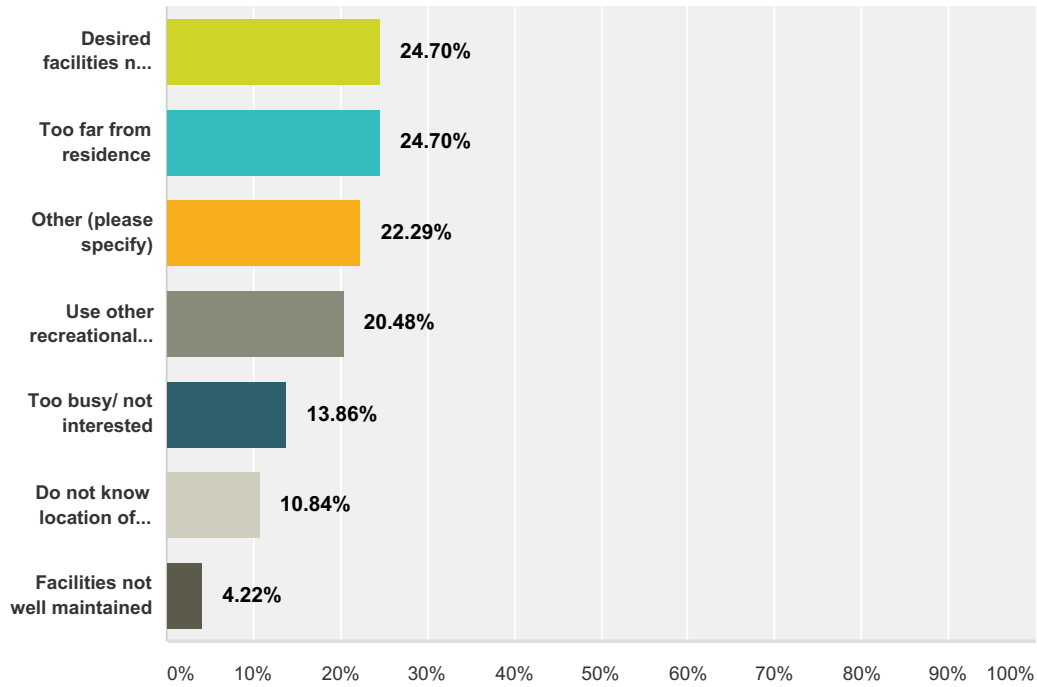


Answer Choices	Responses
Walking/Running	72.65%

Playgrounds	61.65%	426
Baseball	49.78%	344
Sledding	42.69%	295
Biking	42.26%	292
Soccer	38.35%	265
Movie Night	36.76%	254
Picnics	30.82%	213
Special Events	28.94%	200
Softball	24.75%	171
Archery Range	17.66%	122
Pavilion Rentals	15.92%	110
Basketball	15.92%	110
Ice Skating	11.87%	82
Tennis	9.41%	65
Tennis Lessons	6.80%	47
Skate Park	4.78%	33
Other (please specify)	3.18%	22
<b>Total Respondents: 691</b>		

### Q3 If you haven't used the park facilities or trails, what has prevented you from doing so? (Check all that apply or skip if does not apply)

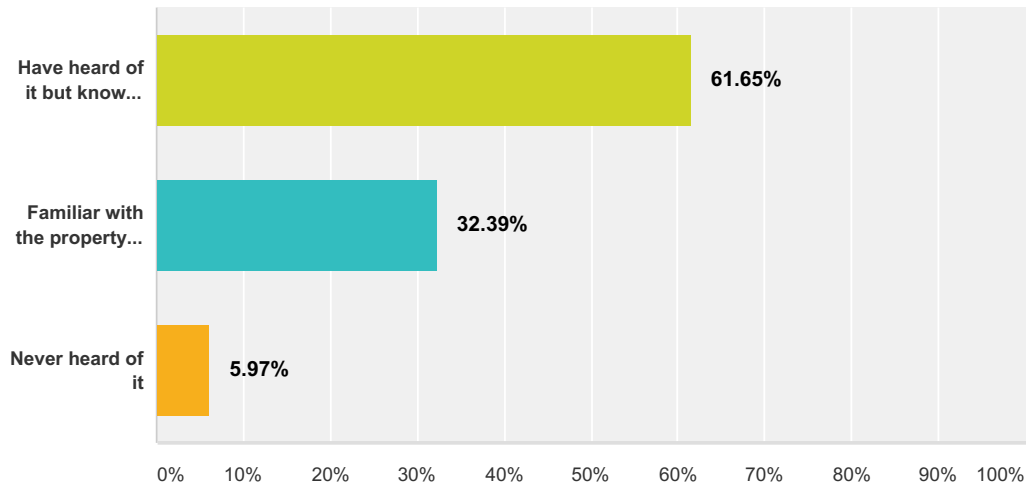
Answered: 166 Skipped: 538



Answer Choices	Responses
Desired facilities not available	24.70% 41
Too far from residence	24.70% 41
Other (please specify)	22.29% 37
Use other recreational facilities	20.48% 34
Too busy/ not interested	13.86% 23
Do not know location of facilities	10.84% 18
Facilities not well maintained	4.22% 7
<b>Total Respondents: 166</b>	

### Q4 How familiar are you with the Greenville Sports Complex, also known as "Field of Dreams," property?

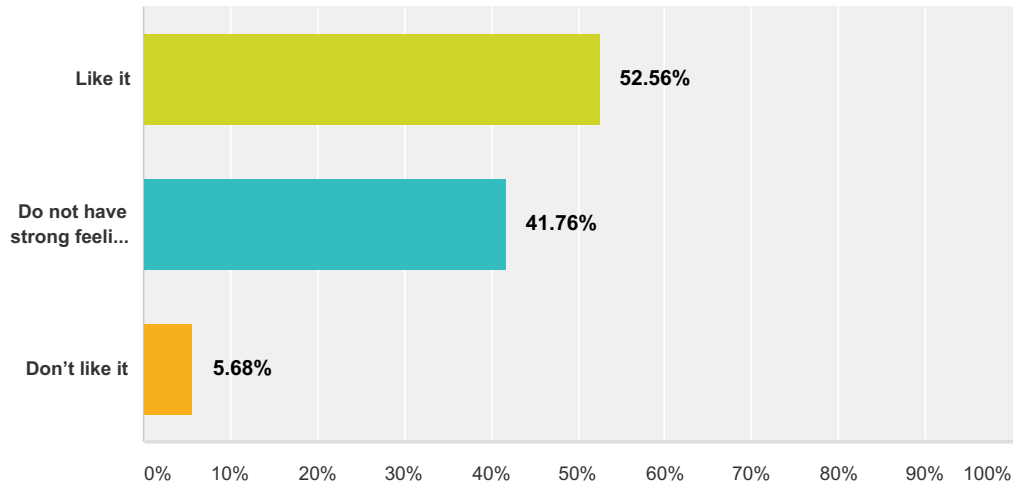
Answered: 704 Skipped: 0



Answer Choices	Responses
Have heard of it but know little about it	61.65% 434
Familiar with the property and it's master plan	32.39% 228
Never heard of it	5.97% 42
<b>Total</b>	<b>704</b>

**Q5 How do you feel about the name “Greenville Sports Complex” for this park property? (Please explain or provide name suggestions in comments)**

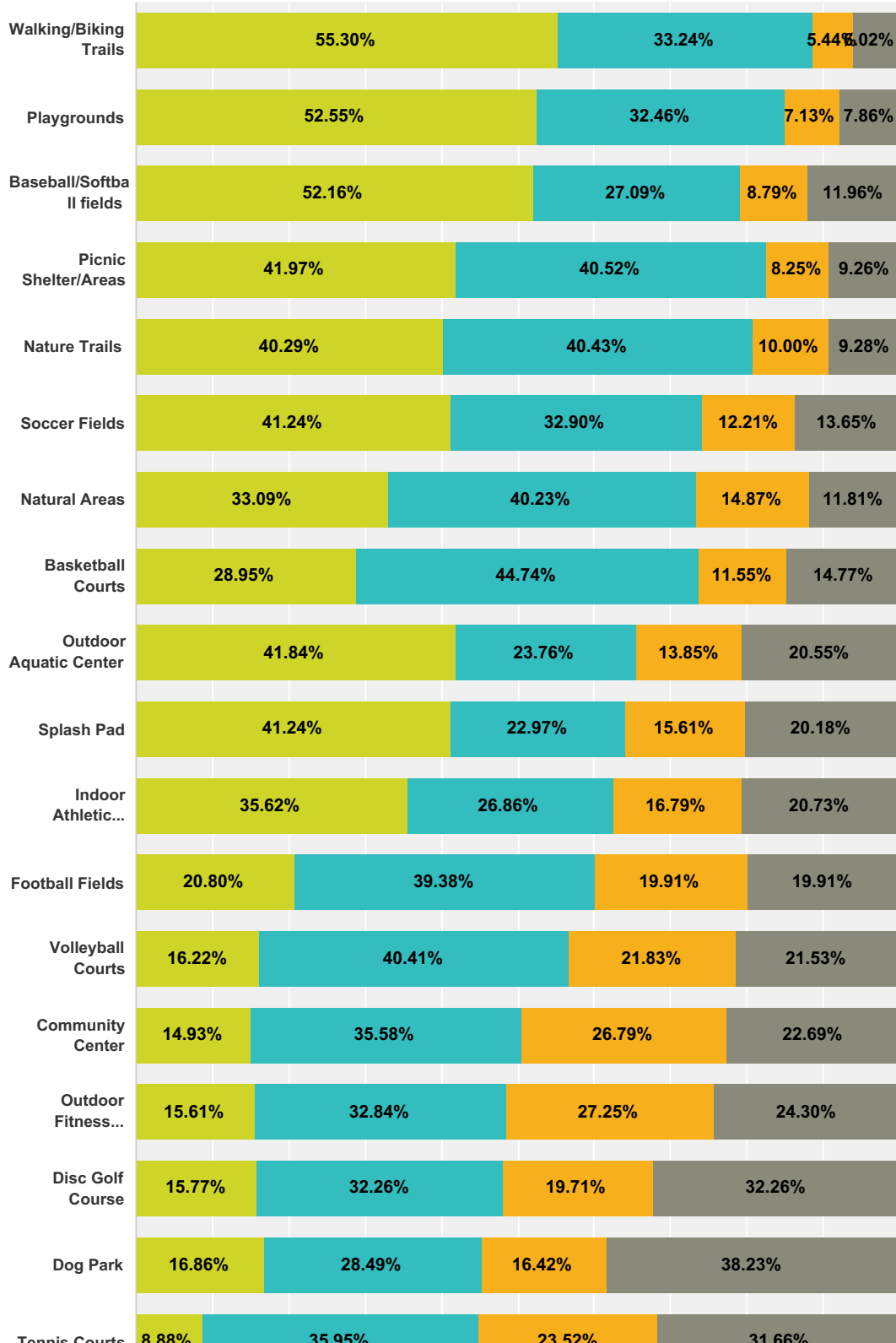
Answered: 704 Skipped: 0



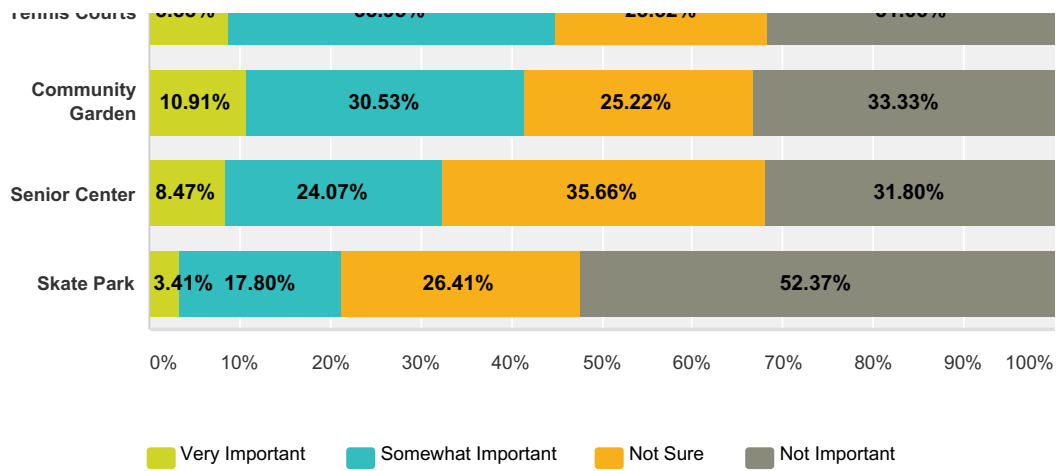
Answer Choices	Responses	
Like it	52.56%	370
Do not have strong feelings either way	41.76%	294
Don't like it	5.68%	40
<b>Total</b>		<b>704</b>

### Q6 What level of importance should the Town put in developing the following facilities on the Greenville Sports Complex property?

Answered: 704 Skipped: 0





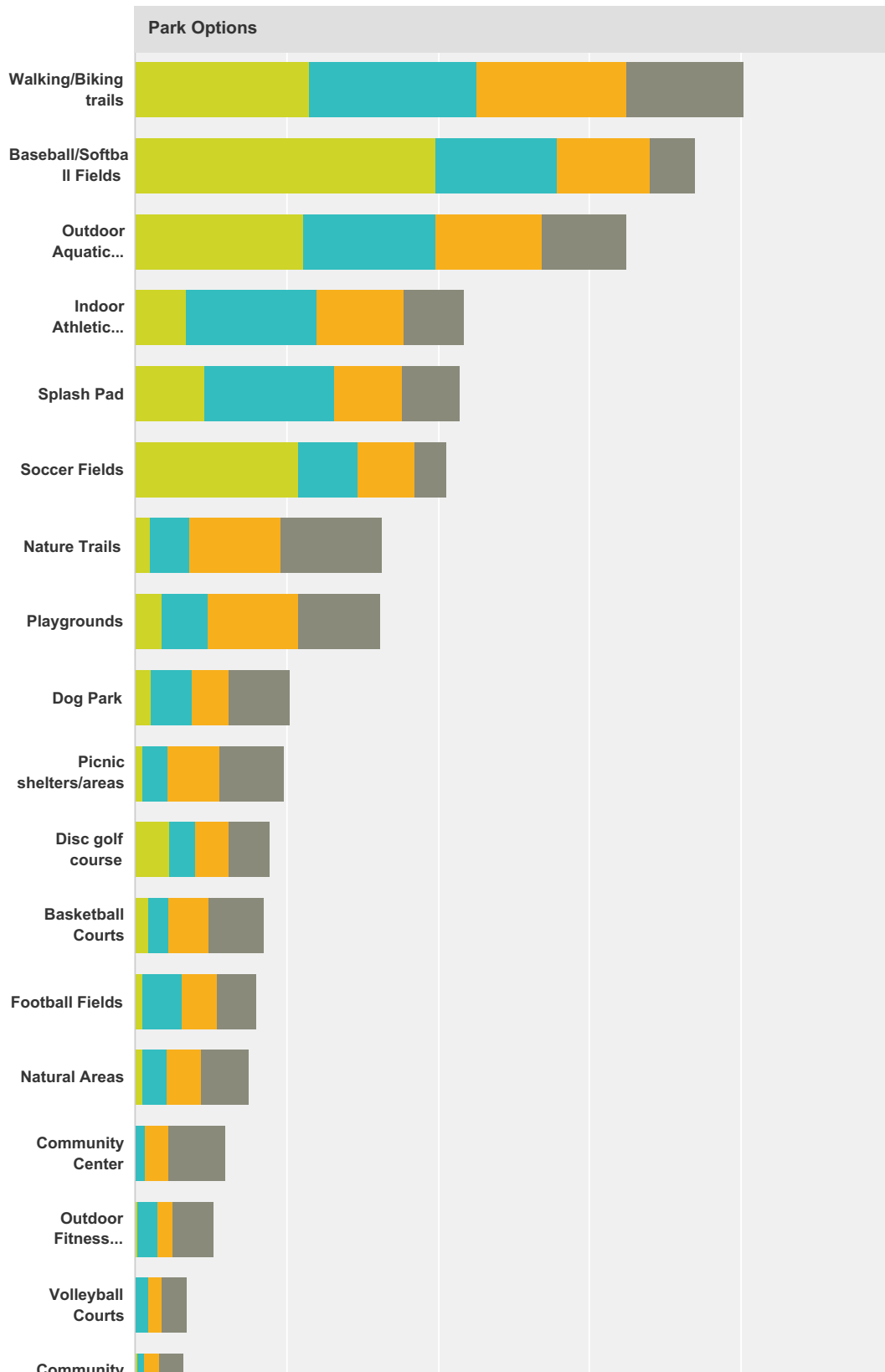


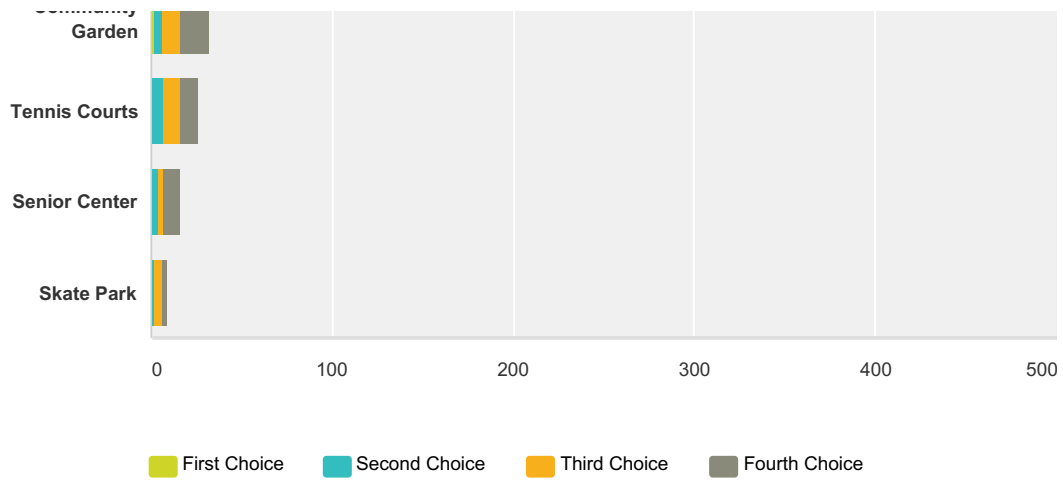
	Very Important	Somewhat Important	Not Sure	Not Important	Total	Weighted Average
Walking/Biking Trails	55.30% 386	33.24% 232	5.44% 38	6.02% 42	698	1.62
Playgrounds	52.55% 361	32.46% 223	7.13% 49	7.86% 54	687	1.70
Baseball/Softball fields	52.16% 362	27.09% 188	8.79% 61	11.96% 83	694	1.81
Picnic Shelter/Areas	41.97% 290	40.52% 280	8.25% 57	9.26% 64	691	1.85
Nature Trails	40.29% 278	40.43% 279	10.00% 69	9.28% 64	690	1.88
Soccer Fields	41.24% 287	32.90% 229	12.21% 85	13.65% 95	696	1.98
Natural Areas	33.09% 227	40.23% 276	14.87% 102	11.81% 81	686	2.05
Basketball Courts	28.95% 198	44.74% 306	11.55% 79	14.77% 101	684	2.12
Outdoor Aquatic Center	41.84% 287	23.76% 163	13.85% 95	20.55% 141	686	2.13
Splash Pad	41.24% 280	22.97% 156	15.61% 106	20.18% 137	679	2.15
Indoor Athletic Facility	35.62% 244	26.86% 184	16.79% 115	20.73% 142	685	2.23
Football Fields	20.80% 140	39.38% 265	19.91% 134	19.91% 134	673	2.39
Volleyball Courts	16.22% 110	40.41% 274	21.83% 148	21.53% 146	678	2.49
Community Center	14.93% 102	35.58% 243	26.79% 183	22.69% 155	683	2.57
Outdoor Fitness Stations	15.61% 106	32.84% 223	27.25% 185	24.30% 165	679	2.60
Disc Golf Course	15.77% 108	32.26% 221	19.71% 135	32.26% 221	685	2.68
Dog Park	16.86% 116	28.49% 196	16.42% 113	38.23% 263	688	2.76

Tennis Courts	<b>8.88%</b> 60	<b>35.95%</b> 243	<b>23.52%</b> 159	<b>31.66%</b> 214	676	2.78
Community Garden	<b>10.91%</b> 74	<b>30.53%</b> 207	<b>25.22%</b> 171	<b>33.33%</b> 226	678	2.81
Senior Center	<b>8.47%</b> 57	<b>24.07%</b> 162	<b>35.66%</b> 240	<b>31.80%</b> 214	673	2.91
Skate Park	<b>3.41%</b> 23	<b>17.80%</b> 120	<b>26.41%</b> 178	<b>52.37%</b> 353	674	3.28

### Q7 Please select the top four potential facilities options that are most important to your household

Answered: 704 Skipped: 0



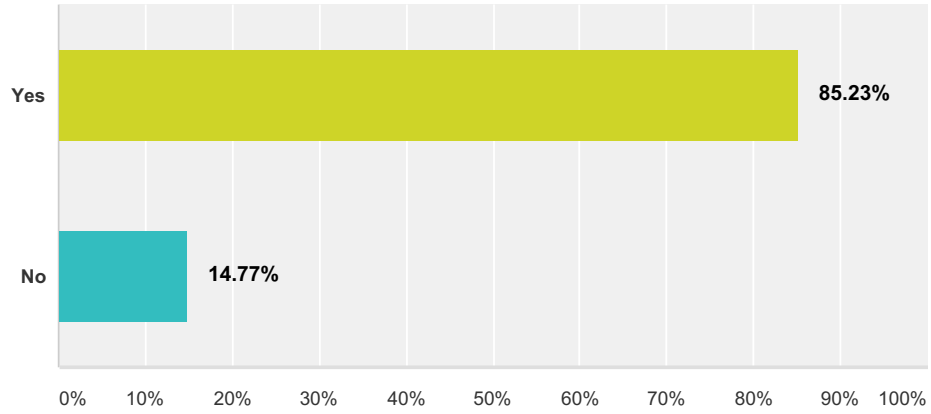


Park Options					
	First Choice	Second Choice	Third Choice	Fourth Choice	Total
Walking/Biking trails	28.61% 115	27.36% 110	24.88% 100	19.15% 77	402
Baseball/Softball Fields	53.51% 198	21.89% 81	16.49% 61	8.11% 30	370
Outdoor Aquatic facility	34.15% 111	26.77% 87	21.85% 71	17.23% 56	325
Indoor Athletic Facility	15.67% 34	39.63% 86	26.27% 57	18.43% 40	217
Splash Pad	21.50% 46	39.72% 85	21.03% 45	17.76% 38	214
Soccer Fields	52.68% 108	19.02% 39	18.05% 37	10.24% 21	205
Nature Trails	6.13% 10	15.95% 26	36.81% 60	41.10% 67	163
Playgrounds	11.11% 18	18.52% 30	37.04% 60	33.33% 54	162
Dog Park	10.78% 11	26.47% 27	23.53% 24	39.22% 40	102
Picnic shelters/areas	5.10% 5	17.35% 17	34.69% 34	42.86% 42	98
Disc golf course	25.84% 23	19.10% 17	24.72% 22	30.34% 27	89
Basketball Courts	10.59% 9	15.29% 13	31.76% 27	42.35% 36	85
Football Fields	6.25% 5	32.50% 26	28.75% 23	32.50% 26	80
Natural Areas	6.67% 5	21.33% 16	30.67% 23	41.33% 31	75
Community Center	0.00% 0	11.67% 7	25.00% 15	63.33% 38	60
Outdoor Fitness Stations	3.85% 2	25.00% 13	19.23% 10	51.92% 27	52

Volleyball Courts	<b>0.00%</b> 0	<b>26.47%</b> 9	<b>26.47%</b> 9	<b>47.06%</b> 16	34
Community Garden	<b>6.25%</b> 2	<b>12.50%</b> 4	<b>31.25%</b> 10	<b>50.00%</b> 16	32
Tennis Courts	<b>3.85%</b> 1	<b>23.08%</b> 6	<b>34.62%</b> 9	<b>38.46%</b> 10	26
Senior Center	<b>6.25%</b> 1	<b>18.75%</b> 3	<b>18.75%</b> 3	<b>56.25%</b> 9	16
Skate Park	<b>0.00%</b> 0	<b>22.22%</b> 2	<b>44.44%</b> 4	<b>33.33%</b> 3	9

### Q8 Would you support selling the naming rights of this park if the opportunity were to arise?

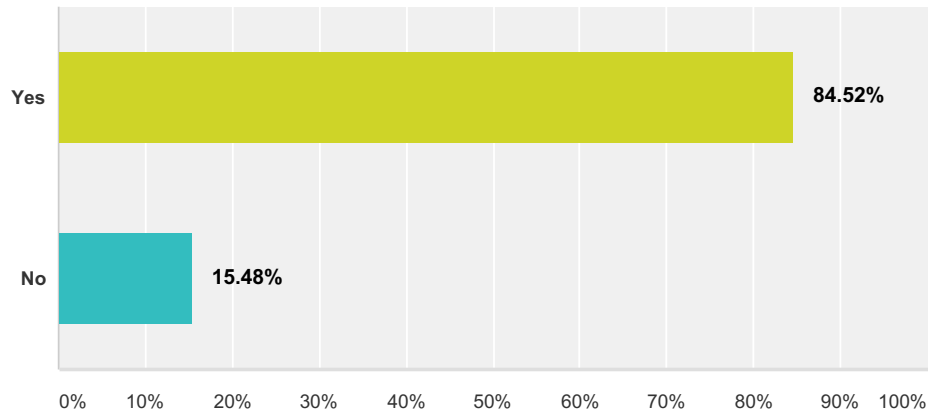
Answered: 704 Skipped: 0



Answer Choices	Responses
Yes	85.23% 600
No	14.77% 104
<b>Total</b>	<b>704</b>

### Q9 Are you a Greenville resident?

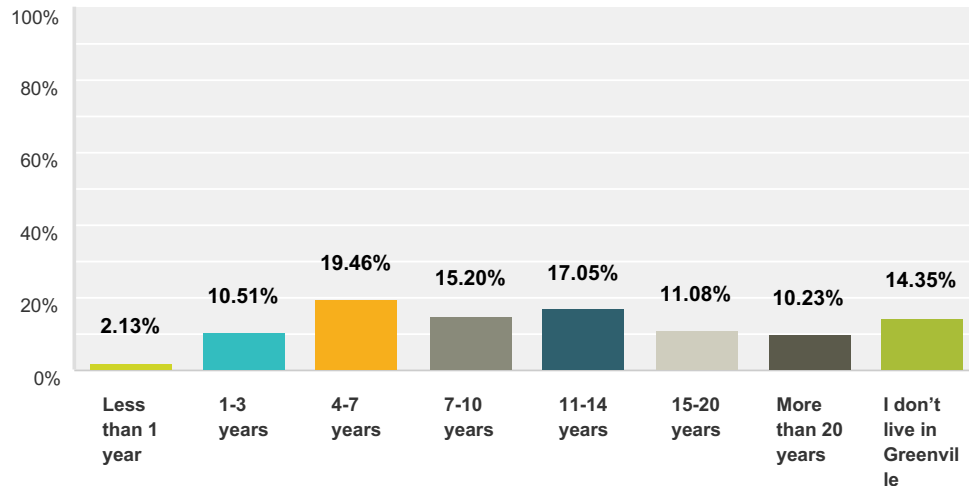
Answered: 704 Skipped: 0



Answer Choices	Responses	Count
Yes	84.52%	595
No	15.48%	109
<b>Total</b>		<b>704</b>

### Q10 How long have you lived in Greenville?

Answered: 704 Skipped: 0

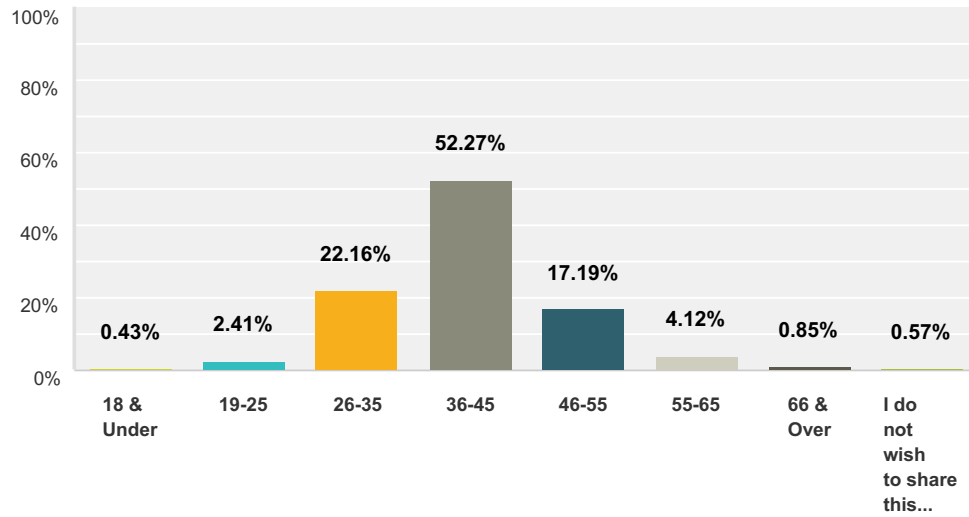


Answer Choices	Responses	
Less than 1 year	2.13%	15
1-3 years	10.51%	74
4-7 years	19.46%	137
7-10 years	15.20%	107
11-14 years	17.05%	120
15-20 years	11.08%	78
More than 20 years	10.23%	72
I don't live in Greenville	14.35%	101
<b>Total</b>		<b>704</b>



### Q11 What is your age?

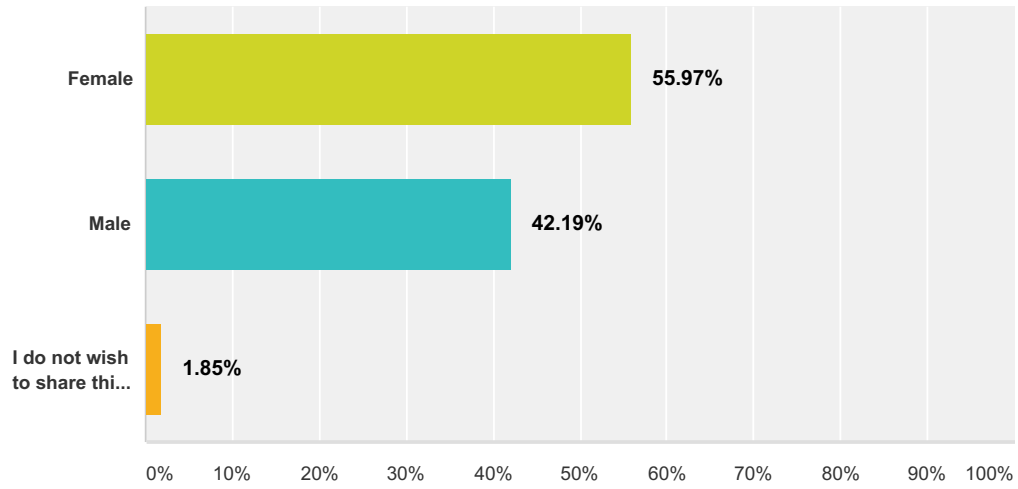
Answered: 704 Skipped: 0



Answer Choices	Responses
18 & Under	0.43% 3
19-25	2.41% 17
26-35	22.16% 156
36-45	52.27% 368
46-55	17.19% 121
55-65	4.12% 29
66 & Over	0.85% 6
I do not wish to share this information	0.57% 4
<b>Total</b>	<b>704</b>

### Q12 What is your gender?

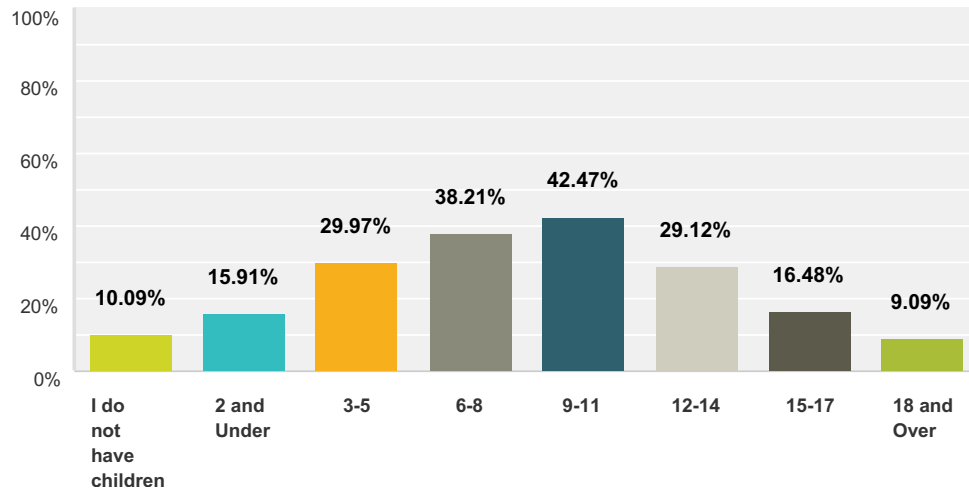
Answered: 704 Skipped: 0



Answer Choices	Responses	Count
Female	55.97%	394
Male	42.19%	297
I do not wish to share this information	1.85%	13
<b>Total</b>		<b>704</b>

### Q13 If you have children in your household, what are their ages and how many do you have? (Check all age groups that apply)

Answered: 704 Skipped: 0



Answer Choices	Responses
I do not have children	10.09% 71
2 and Under	15.91% 112
3-5	29.97% 211
6-8	38.21% 269
9-11	42.47% 299
12-14	29.12% 205
15-17	16.48% 116
18 and Over	9.09% 64
<b>Total Respondents: 704</b>	

**Q14 Please share any comments that you think will be helpful in determining a new master plan for the Greenville Sports Complex.**

Answered: 208 Skipped: 496